





Theatre	Boardroom	Cabaret	Classroom
<p>For Theatre style chairs are placed in rows. <b><i>This is the default option.</i></b> This set up is most appropriate for the majority of CPD events.</p>  <p>A diagram showing a 5x4 grid of teal squares representing chairs arranged in rows.</p>	<p>A Boardroom style layout consists of a single table. Most suited to smaller groups.</p>  <p>A diagram showing a central black rectangle representing a table, surrounded by teal squares representing chairs on all four sides.</p>	<p>With a Cabaret style layout, delegates are seated at large tables, (round or square in shape) facing forward, and useful for group discussions/debate/forums.</p>  <p>A diagram showing a central black circle representing a table, with teal squares representing chairs arranged around it.</p>	<p>A Classroom style layout is perfect for training events or meetings, where delegates will be taking a lot of notes.</p>  <p>A diagram showing a long black rectangle representing a table at the front, with teal squares representing chairs arranged in rows facing the table.</p>